

Royal Ambassadors Quick Start Guide



**“We are Ambassadors for Christ”
2 Corinthians 5:20**

**Royal Ambassadors provide boys with the opportunity
to be a part of the greatest adventure on earth,
joining God in His mission of reconciling
people unto Himself through
His Son, Jesus Christ.**



**Royal Ambassadors need
men who are willing to lead boys in the
greatest adventure of being on-mission with God and
to teach them how they can serve as Ambassadors for Christ.**

Send questions and comments to Savion Lee at
Savion.Lee@tbmtx.org or (214) 275-1184

Published by
TBM
5351 Catron
Dallas, Texas 75227
(214) 275-1100
www.texasbaptistmen.org

Table of Contents

Introduction	1
Royal Ambassadors	3
Royal Ambassadors Insignia	4
Working with Boys	5
Royal Ambassador Leaders	6
Becoming a Member of Royal Ambassadors	7
Grouping Royal Ambassadors	9
Royal Ambassadors Membership Privileges	10
Royal Ambassador Awards	12
Royal Ambassadors Advancement	14
Conducting Chapter Meetings	17
Mission Stories/Testimonies	18
Mission Activities/Projects	19
Interest Activities	20
Royal Ambassador Materials	21
Getting Started with Royal Ambassadors	22



As a Royal Ambassador I will do my best:

- to become a well-informed,
responsible follower of Christ;
- to have a Christlike concern for
all people;
- to learn how to carry the message
of Christ around the world;
- to work with others in sharing
Christ; and
- to keep myself clean and
healthy in mind and body.



Introduction

Royal Ambassadors began as an organization in 1908 and celebrated 100 years of being Ambassadors for Christ in 2008. Over 2.5 million boys and their leaders have participated in RAs and learned how to help others in Jesus' name. Throughout the years countless lives have been changed as boys and their leaders have prayed for, given to, and participated in missions projects.

Three things have never changed about Royal Ambassadors:

- **The Royal Ambassadors Motto:** "We are Ambassadors for Christ" (2 Corinthians 5:20) was selected in 1908 by the Woman's Missionary Union for this organization for boys. Two reasons why the RA Motto has never changed. The first is that it is based upon God's Word which never changes. The second is that it is a simple concept for a boy to identify with and understand.
- **The needs of boys** are the same today as they were 100 years ago, even though we live in a society that has experienced many changes. Boys desire to be a part of a group their own age that accepts them for who they are outside of their home. They seek the attention and affirmation from male role models that they have what it takes to become a man. Boys learn best by example and participating in hands on opportunities to be involved in missions. Boys seek adventure and Royal Ambassadors provides an opportunity for a boy to learn about the greatest adventure of all, being an Ambassador for Christ and joining God in His mission by sharing the message of reconciliation. What do the boys of your church need most? . . . Boys need a relationship with Christ and they also need the men of your church to spend time with them helping them to become men that God can use.
- **The need for more men** to serve as Royal Ambassadors leaders. The WMU formed an organization for boys and earnestly sought men to serve as leaders because they recognized the importance of male leadership in the lives of boys. Over the past 100 years, every national, state, associational and church Royal Ambassadors leader has sought more men to serve as leaders in RAs. *Iron sharpens iron, and one man sharpens another! (Proverbs 27:17)* Royal Ambassadors provides a unique opportunity for men to help shape the lives of boys and help them to become Ambassadors for Christ.

During the past twenty-five years, many men have shared about their experience as a member of an RA chapter or serving as an RA leader. Listed below are the top three things that men remember about Royal Ambassadors.

- They remember the **RA Pledge**. They remember reciting the pledge at chapter meetings and special events like RA camp and the challenge to live out the meaning of the pledge as an Ambassador for Christ.
- They remember participating in **activities**. They talk about their experiences in participating in these events. Whether it was going to a summer camp, a mission rally, on an over-night campout or participating in a mission project – they talk about what they did, experienced and learned.
- They remember their **leaders**. They remember them by name and talk about how they knew that they cared for them and how they served as examples.

Train a child in the way he should go, and when he is old he will not turn from it. (Proverbs 22:6 NIV) The Bible speaks about the importance of educating boys concerning God's Word and modeling for boys how to serve. Mission-minded Christian men serve as a living library of knowledge and provide a role model for boys to see what it means to grow in a relationship with Christ. RAs offer men the chance to spend time with their chapter members sharing His word and modeling how to serve Christ. A wise leader will take the time to learn how to work with boys and to plan activities that will challenge them mentally, physically, and spiritually. Many RA leaders have shared that they have had the opportunity to witness boys that they have worked with develop into mature young men who are serving Christ in many varied ways.

Committed leaders are at the heart of the Royal Ambassadors organization. Please be in prayer about your level of commitment in working with boys and seek to get other men involve in sharing their time and experiences. History has proven that the primary curriculum (content or prescribed course of study) for Royal Ambassadors is God's Word (the Bible) being shared with boys by leaders who desire to help them develop as Ambassadors for Christ.

Remember your leaders who have spoken God's word to you. As you carefully observe the outcome of their lives, imitate their faith. Jesus Christ is the same yesterday, today, and forever. (Hebrews 13:7-8)



Royal Ambassadors continues as an organization that provides an opportunity for leaders to help transform the lives of boys, one boy at a time, and help them to become missionaries of their generation.

Royal Ambassadors

Royal Ambassadors is a Southern Baptist mission education organization for boys in grades 1-6. RAs provide an opportunity for boys to develop biblical character in addition to growing spiritually, physically, mentally, and in relationships with others. Royal Ambassador Leaders utilize activities that are designed to help boys learn about God’s mission, participate in on-mission activities, pray for and give to missions, develop and use mission skills, and learn about and support the mission work of their church and denomination.

The purpose of Royal Ambassadors is found in the RA Motto and RA Pledge. Boys and their leaders are encouraged to live out the words of the RA Motto and RA Pledge.

Royal Ambassador Motto

“We are Ambassadors for Christ”

2 Corinthians 5:20

Royal Ambassador Pledge

RA Virtues	<p style="text-align: center;">As a Royal Ambassador I will do my best . . .</p>	RA Virtues
<i>Loyalty</i>	To become a well-informed, responsible follower of Christ;	<i>Faith</i>
<i>Friendship</i>	To have a Christlike concern for all people;	<i>Compassion</i>
<i>Courage</i>	To learn how to carry the message of Christ around the world;	<i>Perseverance</i>
<i>Responsibility</i>	To work with others in sharing Christ; and	<i>Teamwork</i>
<i>Honesty</i>	To keep myself clean and healthy in mind and body.	<i>Self-discipline</i>

Royal Ambassadors Insignia

The Royal Ambassadors insignia represents the RA organization. Listed below are the meanings for the different parts of the RA insignia.



- **The Words – Royal Ambassadors:** An ambassador is a representative in a court or nation other than his own. Royal Ambassadors are representatives of Christ the King bringing good news of salvation to people everywhere.
- **The Verse – 2 Corinthians 5:20:** “We are Ambassadors for Christ” (HCSB) serves as the RA Motto and reminds us that we represent Jesus Christ.
- **The Shield:** The shield stands for faith in Christ (Ephesians 6:16). This symbol represents the journey of faith and a commitment of having faith in Christ.
- **The Bar:** The white bar with the letters “RA” represents that an RA is a worker. It is to remind him that he is to work for Christ in all that he does (Colossians 3:17 & 23).
- **The Crown:** The crown represents Christ the King and is symbolic of a “crown of righteousness” (2 Timothy 4:8). As a follower and Ambassador for Christ, we are to stay focused on Jesus and His message to the world. The five points of the crown represents the five parts of the RA Pledge and also the five ideas of RA work; Bible study, Mission study, Prayer, Stewardship, and Service.
- **The Laurel Branch:** The laurel branch represents achievement and victory in the work of being an Ambassador for Christ (Matthew 25:21). Combining skills and actions help accomplish the goal of carrying the message of Christ to other people who need to hear this news.
- **The Colors:** Blue represents the boy’s loyalty to Christ, His church, and each other. Gold represents the worth of each boy who accepts and serves Christ. White represents purity of living, which makes him an effective ambassador.

Working with Boys

To work with boys, you need to understand them. A wise leader will seek to understand the strengths and weakness of boys and plan activities that will challenge them physically, mentally and spiritually. No two boys are the same, but they share many of the same traits. *Train a child in the way he should go, and when he is old he will not turn from it. (Proverbs 22:6 NIV)*

What Boys Need:

Listed below are important considerations in working with boys:

- Boys need a relationship with Jesus Christ to be an Ambassador for Christ. Pray for each boy and share the plan of salvation with them. Teach the boys how to share the message of Christ with others.
- Boys need structure. A wise leader will provide a consistent schedule and sets boundaries that they enforce.
- Boys need time. Give them time to process what you are saying and time to respond to your questions. After several moments of silence – ask the question again or rephrase your question. Repetition of activities is good for boys and gives them the time that they need to process new information.
- Boys need visuals. Provide visuals that help in teaching missions to the boys. Posters on walls should be at their eye level – waist high for leaders.
- Boys need opportunities to communicate what they are thinking. Provide activities that allow them to express their thoughts. Repeat what they say and clarify their meaning.
- Boys need lots of space and movement. Allow them the option of working at a table or on the floor during a project. Provide some type of movement during an activity such as passing a ball or follow the leader. Set boundaries.
- Boys need activities that are designed for their short attention spans. Schedule several activities for each meeting. Use attention getters to help them focus on the activity.
- Boys need male role models. Boys learn by example and imitate what they observe. Allow them opportunities to practice Godly character such as praying.
- Boys need to complete what they begin. Schedule enough time in the chapter meetings to complete projects. Celebrate their accomplishments.
- Boys need competition. Schedule activities that allow them to compete with others.
- Boys prefer to participate in group projects. Give them options as to which project they would like to participate.
- Boys belong to a pecking order. Boys measure themselves against their peers and seek affirmation from leaders. They are asking the question, “Do I have what it takes to become a man.” Teach them how to become a man of God.
- Boys like having fun. Try to have fun in every project and activity that you do with the boys. At the same time set boundaries so that they know when it appropriate to have fun and when to be serious.

What do the boys of your church need most? . . . They need the men of your church!

Royal Ambassador Leadership

Committed leaders are at the heart of the Royal Ambassadors organization. You have the opportunity to teach boys what you know and to help them become aware of God's plan for their lives. You serve as a living example of what it means to be a man of God. Leaders determine the success or failure of any RA program. What kind of leader do you want to be?

A wise leader will prayerfully evaluate his leadership ability and continually seek to grow in his leadership skills. A good way to improve your leadership skills is to attend an associational or state leadership training session where you can hear from and share with other leaders.

Shared Leadership Approach:

The expression two heads are better than one is true. Three heads are even better. Having more than one leader involved in Royal Ambassadors is a great benefit. Outlined below is a simple shared leadership approach.

RA Director: The person who is responsible for the entire Royal Ambassadors organization. His responsibilities include registering the RA chapter, providing resources and training for other RA leaders, and serving as the church's primary contact for associational RA activities and helping to start new RA groups.



RA Leader: Persons who plan and conduct the meetings. Their responsibilities include understanding boys and the RA organization, learning the RA Pledge and live out the words, involving the boys in appropriate interest activities and mission projects, developing meaningful relationships with the boys, and acknowledge their accomplishments.



- **Interest Activities Leader:** A person who likes doing fun stuff. They lead activities that catch the attention of the boys.
- **Mission Study/Mission Action Leader:** A person, who knows missions, loves missions and desires to get people involved in missions. This person helps in planning and conducting the RA mission projects.
- **Advancement Leader:** A person that is good at record keeping and helps to plan and conduct recognition ceremonies.

The leaders and director should get together at least once a month to evaluate current activities and to plan activities for the next month. It is a good idea for all leaders to meet once a quarter for encouragement and fellowship. Plan something fun just for leaders that also involves food.

Remember that a chain is only as strong as its weakest link. Leaders work together to strengthen one another. It is possible to have more than one adult serving in these leadership positions. Youth can assist adults in these leadership roles.

The goal of Royal Ambassadors is to reach boys and keep them interested (*Interest Activities Leader*), teach missions (*Mission Study Leader*) and help them advance in their mission involvement (*Advancement Leader*).

Iron sharpens iron, and one man sharpens another! (Proverbs 27:17)
Royal Ambassadors provides a unique opportunity for men to help shape the lives of boys and to help them to become Ambassadors for Christ.

Becoming a Member of Royal Ambassadors

Boys in the first through sixth grades can join RAs when they complete the following membership requirements:

- Learn and recite the RA Motto: “We are Ambassadors for Christ.” (2 Corinthians 5:20)
- Learn and recite the Royal Ambassador Pledge.
- Participate in a welcoming ceremony:

The RA Membership Card and the RA Patch are presented to the boy during the ceremony.

Lad and Crusader Patches

Boys can also wear the Lad and Crusader Patches.

Lad Patch:

In the center of the Lad patch is the Lad Torch that reminds us that Jesus Christ is the light of the world and that as His Ambassadors we are to let His light shine through us.. The Lad Torch verse: *I have come as a light into the world, so that everyone who believes in Me would not remain in darkness.* (John 12:46)



Lad Patch

Lad Motto: “Learning And Doing in Jesus’ Name.”
(1 Samuel 2:26, 3:1-10)

Crusaders Patch:

In the center of the Crusader patch is the Crusader Crown that represents Christ the King and is symbolic of a “crown of righteousness”. As a follower and ambassador of Christ, we are to stay focused on Jesus and His message to the world. The five points of the crown represents the five parts of the RA Pledge and also the five ideas of RA work; Bible study, Mission study, Prayer, Stewardship, and Service. The Crusader Crown verse: *In the future, there is reserved for me the crown of righteousness, which the Lord, the righteous Judge, will give me on that day, and not only to me, but to all those who have loved His appearing.* (2 Timothy 4:8).



Crusader Patch

Crusader Motto: “Helping Others in Jesus’ Name.”
(John 6:1-15)



RA Age Groupings

Your age groupings can look very different depending on the number of RAs involved in your church's RA ministry.

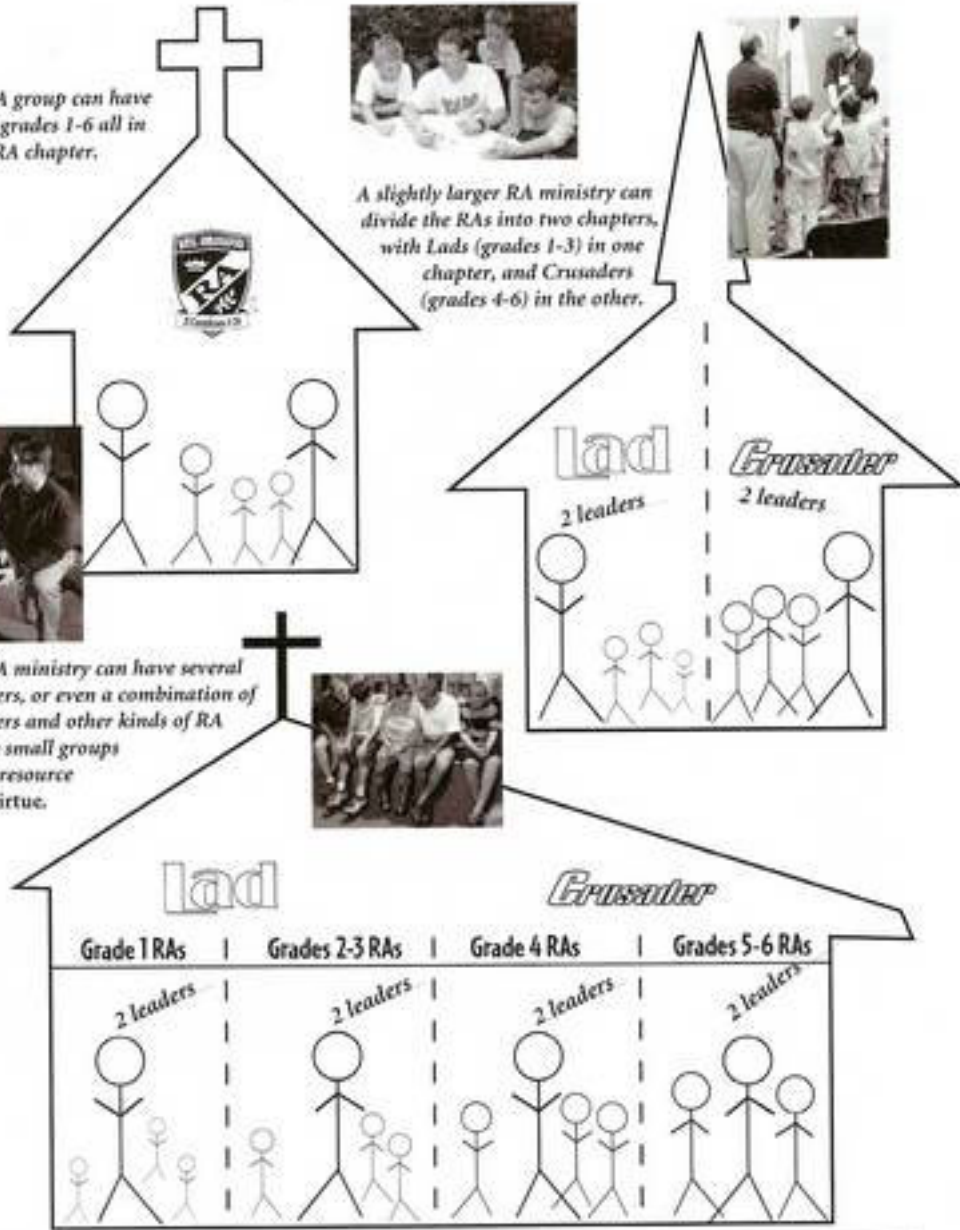
A small RA group can have boys from grades 1-6 all in the same RA chapter.



A slightly larger RA ministry can divide the RAs into two chapters, with Lads (grades 1-3) in one chapter, and Crusaders (grades 4-6) in the other.



A large RA ministry can have several RA chapters, or even a combination of RA chapters and other kinds of RA work, like small groups using the resource Sons of Virtue.



Grouping Royal Ambassadors

Royal Ambassadors has two age/grade groups that are divided based on the developmental characteristics of boys: Lads and Crusaders. Within each age/grade group there are vast differences in the developmental characteristics of the boys. Lads require a greater amount of assistance and supervision from leaders.

Lads are boys in the 1st - 3rd grades. Lad Motto: “Learning And Doing in Jesus’ Name.”

Crusaders are boys in the 4th - 6th grades. Crusader Motto: “Helping Others in Jesus’ Name.”

All Together: Churches with few boys and leaders may choose to combine all ages for the mission experience. Adult leaders work together with all of the boys.

Two Groups: Boys meet together for opening activities, and then divide into separate age groups with their leaders. Leaders work together in conducting opening events then divide the boys into separate groups.

By School Grade: Leaders conduct separate activities with either the Lads or Crusaders in separate meeting areas of the church. Grouping the boys by school grade requires several committed leaders that are trained to work with the boys.

Combining Age Groups

If there were such a thing as an “ideal” RA chapter, it would have 8 to 10 boys with two or more adult leaders. It would consist of boys in the same age grouping (either Lads or Crusaders). But not every church’s situation is ideal.

If your church’s RA ministry is just beginning, or the number of boys available is small, you may need to combine age groups of RAs into one RA chapter. This presents a challenge, since there are differences in the magazine missionary stories and the virtues associated with the RA Pledge.

Here are some suggestions on how you can lead an RA meeting if you have to combine Lads and Crusaders:

- Get copies of both *Missions Journey Kids ADVENTURE* and *Missions Journey Kids LEADER* magazines. Review the activities and missionary stories in these magazines. The missionary stories support the RA virtues and they will always focus upon one part of the RA Pledge.
- Choose an Opening activity that can be done with the boys in your group. Be aware of levels of physical development that may give older boys an unfair advantage. If needed, adapt the activity to level the playing field. Let all the boys participate in the opening activity.
- Divide the boys into small groups, with one leader presenting the Lads the missionary story and recall activity from *Missions Journey Kids ADVENTURE*, and the other leader presenting to Crusaders the missionary story and recall activity from *Missions Journey Kids ADVENTURE*. You can present one of the missionary stories, making sure to emphasize the RA virtues.
- Choose one of the Mission Games and Activities in which the whole group to participate.
- Combine the groups of boys for the Closing. If a closing game is needed, choose one in which all of the boys can participate.

Royal Ambassador Membership Privileges

Listed below are some of the privileges that come with the opportunity of being a member of Royal Ambassadors.

Royal Ambassador Vest: Royal Ambassadors can proudly wear their vest to all chapter meetings. The RA Vest should be worn during special recognition services, award presentations, and annual events. Wearing a uniform helps chapter members practice responsibilities. If your church has a limited budget, consider asking parents to purchase the vest or work towards having the vest made to reduce the cost. Be sure to make special allowances for boys who cannot afford to purchase vests. RA groups can choose to wear either the khaki vest that has pockets or the traditional blue denim vest with gold trim.



Royal Ambassador Membership Card: The RA Membership Card is issued to each Royal Ambassador when they complete the membership requirements and participate in the Welcoming Ceremony. This card records the date when they became a member of the Royal Ambassadors chapter and can be carried in the boy's billfold.

Royal Ambassador Patch: Members can proudly wear the Royal Ambassador insignia on their vest in addition to the other awards that they will earn as they participate in chapter activities and studies. Members need to become aware that the symbols and colors of the Royal Ambassador insignia have specific meanings.

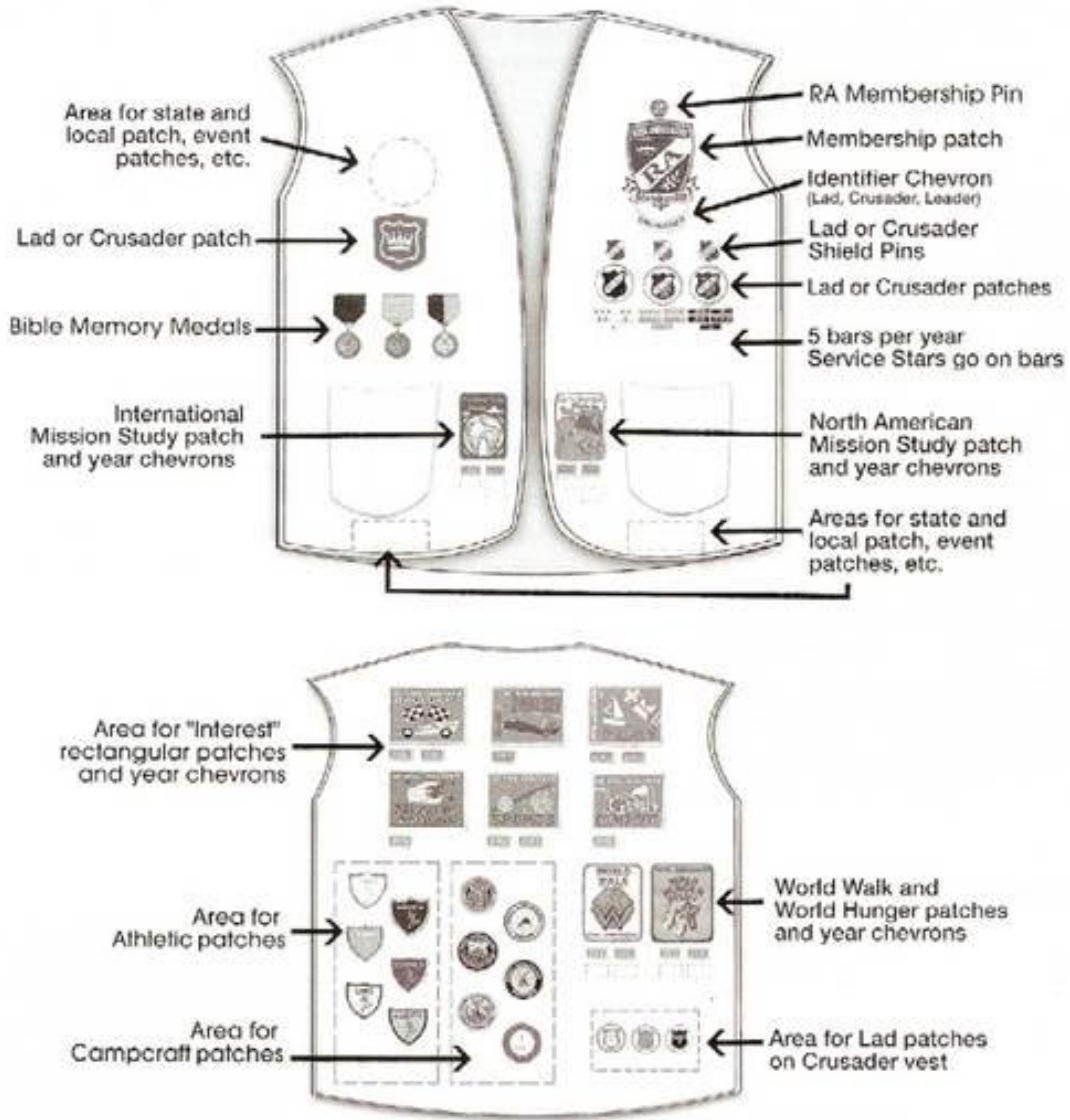


Royal Ambassador Pin: Members that learn the Royal Ambassador Pledge earn the privilege to proudly wear the Royal Ambassador Pin.



Chapter Meetings: The chapter meetings provide boys opportunities to make decisions, abide by the decision of the majority, and share responsibilities. It also provides opportunities for the boys to build a foundation of Christian values to guide them in life and serves as a natural setting for boys to get to know many friendly Christian adults.

Help Your Royal Ambassadors Earn These Awards



• Boys moving from Lad to Crusader may need a new, larger vest •

- ◆ To order Royal Ambassadors materials and products contact the National WMU (Woman's Missionary Union) at (800) 968-7301 or on-line at www.wmystore.com (Main >> Children >> Royal Ambassadors).

Royal Ambassador Awards

There are many awards that are possible through the Royal Ambassadors program. These awards are presented to each member in recognition of their achievement by completing the requirements for each award.

Awards should be presented to the boys soon after they have earned them. Plan to have recognition services several times a year to present the awards to the boys in front of the church. Be sure to always invite the most significant persons of a boy's life to witness the award presentation. (Parents, Pastor, others)

Membership: The RA membership card and patches are presented to chapter members who have completed the membership requirements for Lads and Crusaders. Each boy and leader who has memorized the RA Pledge may wear the RA Pin.



Advancement: A boy is awarded either an advancement shield pin or patch according to his grade level by completing the advancement plan. Each boy keeps a record of the activities they have completed in their own personal mission activity notebook.

Bars and Stars: A boy can earn a Bar or Star for each additional mission story/testimony or mission activity/projects completed after he has earned his Advancement Pin or Patch. He is awarded one Bar or Star for each mission story/testimony or mission activity/project completed.

Athletic Patch: Athletic patches are awarded for participating in a team sport or an agreed upon athletic activity for at least three months. Each patch corresponds to the boy's grade level.



Mission Bible Memory Medals: These medals are awarded to boys for memorizing Scripture verses. Bronze – 25 verses in one year. Silver – 50 verses in one year. Gold – 75 verses in one year. Service Stars are awarded for completion of these requirements in subsequent years.




Mission Study Patches: These patches are awarded to those who participate in the annual mission studies. Each boy can earn one patch and is awarded a dated chevron in subsequent years.

Activity Patches: These patches are awarded for participation in the following Royal Ambassador events: RA Racecars, Linegliders, Sailboats, Sports, Campout, and Missions Activity.



Campcraft Patches: Campcraft patches are awarded to boys that complete their campcraft requirements. Lads can earn the Discoverer One, Discoverer Two, and Discoverer Three patches according to their grade level. Crusaders can earn the Hiker, Camper, and Woodsman patches in succession.



Information about the campcraft program is located in the *Campcraft – Outdoor Living Skills* manual that is available on the Texas Baptist Men’s Website at <https://tbmtx.org/campcraft>.

Royal Ambassadors Advancement

Listed below are two models of advancement for Royal Ambassadors that is based on the medieval titles for young men that underwent training to become a Knight. Never give a boy an award that he has not earned if you want him to respect his accomplishments.

Graded Model:

- Lad 1 – 1st grade
- Lad 2 – 2nd grade
- Lad 3 – 3rd grade
- Page – 4th grade
- Squire – 5th grade
- Knight – 6th grade

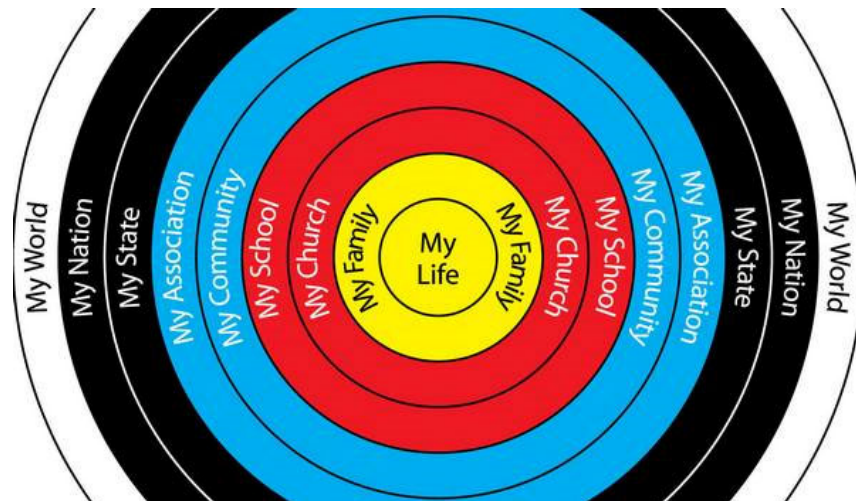
Open Model:

- Lad 1 – 1st grade
- Lad 2 – 2nd grade
- Lad 3 – 3rd grade
- Page – 4th-6th grades
- Squire – 4th-6th grades
- Knight – 4th-6th grades

Graded Model: RAs work towards earning the shields that correspond to their current grade level. Once a boy has earned his advancement shield he cannot begin working towards the next shield until he is in that grade. He can work on earning a shield that he has not previously earned.

Open Model: Lads earn their shields that correspond to their grade level. Crusaders earn their shields in succession (Page - Squire - Knight). This model allows a boy to earn the rank of Knight before the 6th grade. Some churches include 6th graders as part of the youth group.

The advancement plan is designed to help a boy to become aware of God’s mission and how they are a part of His mission. The advancement plan also allows a boy to explore what other Christians are doing and allows them to form partnerships in missions. The advancement plan begins where the boy is (his life) and helps him to broaden his awareness for missions.



You as their leader can choose mission activities/projects that are designed to help them grow in their awareness of God’s mission and how they are to respond. A wise leader will choose two or more activities and allow the boys to select from the activities presented. This allows them some input to the selection of the mission activity or project.

Advancement Record Sheet

Name: _____ Grade: _____ Year: _____

Each member keeps a notebook that shows the mission stories or testimonies and mission activities or projects completed. Complete two mission stories or testimonies, two mission activities or projects and memorize two Bible verses, you earn a colored bead. Complete 12 mission stories or testimonies, 12 mission activities or projects and memorize 12 Bible verses, you earn your advancement pin or patch.

12 Mission Stories/Testimonies, 12 Mission Activities/Projects and 12 Bible Verses = Pin/Patch

Advancement Record Chart

Colored Bead	Mission Events	List each activity completed.	RA Leader or Parent Initials	List the date completed
Yellow	Story/Testimony			
	Story/Testimony			
	Activity/Project			
	Activity/Project			
	Bible Verse			
	Bible Verse			
Green	Story/Testimony			
	Story/Testimony			
	Activity/Project			
	Activity/Project			
	Bible Verse			
	Bible Verse			
Blue	Story/Testimony			
	Story/Testimony			
	Activity/Project			
	Activity/Project			
	Bible Verse			
	Bible Verse			
White	Story/Testimony			
	Story/Testimony			
	Activity/Project			
	Activity/Project			
	Bible Verse			
	Bible Verse			
Red	Story/Testimony			
	Story/Testimony			
	Activity/Project			
	Activity/Project			
	Bible Verse			
	Bible Verse			
Black	Story/Testimony			
	Story/Testimony			
	Activity/Project			
	Activity/Project			
	Bible Verse			
	Bible Verse			

Colored beads can be placed on a leather strap attached to the boy's RA vest. Mission stories/testimonies and mission activities/projects can be completed individually or as a group project. Bible verses are completed individually. Additional stories/testimonies and activities/projects count towards earning Bars/Stars. Additional memory verses count towards earning Bible Memory Medals.

Advancement Bars and Stars

You can earn Advancement Bars and Stars by completing 12 additional tasks from any advancement area (Mission stories or testimonies, mission activities or projects, and Bible memory verses). Each set of 12 additional tasks from any of the above three areas earns a bar first then stars. (A bar will hold up to three stars.)

Bars and Stars Record Chart

Activity	Date	Initials
1		
2		
3		
4		
5		
6		
7		
8		
9		
10		
11		
12		

Activity	Date	Initials
1		
2		
3		
4		
5		
6		
7		
8		
9		
10		
11		
12		


Activity	Date	Initials
1		
2		
3		
4		
5		
6		
7		
8		
9		
10		
11		
12		

Activity	Date	Initials
1		
2		
3		
4		
5		
6		
7		
8		
9		
10		
11		
12		

Advancement Recognition

Boys like receiving recognition for their accomplishments. They like it when their leaders give them credit and praise. Here is a way to recognize the RAs as they work towards earning their advancement pin or patch. Plastic pony beads and leather lace are available at most craft stores. These inexpensive items can be given to the boys as they complete each section and provide an immediate acknowledgement of their efforts.

Cut a leather strap 5” long. Tie a knot in the end. Attach the knot to the boy’s RA Vest by either sewing it on or using a safety pin. Colored beads are held on the strap by tying a knot at the bottom of the strap. As the boy earns the each colored beads, congratulate him as you present him the bead and encourage him to proudly wear them on his RA Vest. Once he has earned the six colored beads, schedule a recognition service to present him his advancement pin or patch. Teach him how to share the message of Christ by using the colored beads.



Boys are motivated by seeing their name and a record of their accomplishments. Use the Advancement Record Chart that comes in the RA Resource Kit or a set of Advancement Boards to provide a visual indication of how the boys are progressing.

A wise leader will keep a record of the beads/awards presented in case something happens to the chapter advancement system. Find someone who is good at record keeping and allow them to keep a separate chart in a record notebook.

Advancement Boards: Use 5” leather straps for the six colored beads for the advancement awards. Use 7” leather straps for the 12 beads for the Campcraft patches. (Alternate the color of beads from blue, yellow, and white).

Advancement awards are a motivational system to help boys develop a lifestyle of learning God’s Word and involvement in missions. The goal is: “Well done, good and faithful servant!”

Advancement Notebooks

Each boy should create their own advancement notebook (11" - three ring clear view binder) to be used to record their reflections and participation in mission stories/testimonies and mission activities/projects. This notebook will serve as a scrapbook of missions memories. Additional items such as photos of the boys participating in mission projects and interest activities can be included in the notebook. Each boy can personalize the cover page insert of their notebook.

Items to include in the advancement notebook:

- 11" - three ring clear view economy binder.
- Personalized cover page insert. (Listing the boy's name and grade.)
- Advancement record sheet.
- RA membership requirement sheet. (Record the date when the boy joined RAs.)
- Royal Ambassador Awards sheets. (These sheets list the requirements for each award.)
- Mission story/testimony activity sheets. (One sheet for each story/testimony activity.)
- Mission activity/project sheets. (One sheet for each mission activity/project.)
- Photos of the boys participating in the mission activities/projects and interest activities.
- Any additional items the boy would like to include in his notebook of reflections.



Conducting Chapter Meetings

Royal Ambassador Leaders utilize activities that are designed to help boys learn about God's mission, participate in on-mission activities, pray for and give to missions, develop and use mission skills, and learn about and support the mission work of their church and denomination.

A successful chapter meeting always starts with successful planning. Leaders need to review lesson plans located in the *Missions Journey Kids Leader* magazines and ensure that they have the materials necessary for the chapter meeting.

The Five-Part Royal Ambassadors Meeting

1. **Opening:** (5-10 minutes.)
 - Short arrival activity - a game or other activity.
 - Recite the RA Pledge. (Other pledges if desired)
 - Read the missionary prayer calendar. Have an opening prayer.
2. **Business:** (2 minutes.)
 - Check attendance and make announcements.
 - Keep it short and simple.
3. **Meeting Feature:** (30-40 minutes.)
 - Missionary stories/testimonies, mission activities/projects that teach missions, craft projects, interest activities, and group games.
4. **Leader Time:** (3-5 minutes.)
 - Have RAs complete missionary stories/testimonies or mission activities/projects sheets at the end of the activity to process the event. Leader asks questions. Sum up the experience and share a Bible thought.
5. **Closing:** (2-3 minutes.)
 - Closing prayer time. End with RA Motto: "We are Ambassadors for Christ."
 - Closing game or activity while boys are waiting to be picked up.

Chapter meetings provide opportunities for a boy to:

- Accept Christ as Savior and Lord.
- Become a well-informed responsible follower of Christ.
- Have a Christ-like concern for all people through stories and testimonies.
- Learn how to carry the message of Christ around the world by the example of RA mentors.
- Work with others in sharing Christ through projects and events.
- Keep himself clean and healthy in mind and body as he lives an on-mission lifestyle.
- Develop character by living out the RA Pledge and Motto.
- Develop mission skills as he learns how to be a missionary.
- Be an ambassador for Christ by living out the RA Pledge and Motto.
- Build meaningful relationships with men who serve as on-mission role models.
- Develop friendships with other boys.
- Make decisions and abide by the decision of the group.
- Share responsibilities with others in the group.

Mission Stories/Testimonies

Reading and telling of mission stories/testimonies is an important part of Royal Ambassadors meetings. Mission stories/testimonies can have a deep impact on boys as they gather for missions study and inspires them to reflect upon ways that God can use them in missions.

When *Missions Journey Kids Leader* magazines suggest for you to use a story from the Bible or from *Mission Journey Kids Adventure* magazine, concentrate on presenting the story so as to make it come alive for the boys. Seek to transfer the excitement of the story to the boys.

Consider the following methods for making the story come alive:

- **Story Telling:** Tell the story in your own words. Telling a story is the best way to remember the story.
- **Read and Follow Along:** Allow a boy who is a good reader to read the entire story or divide the story into parts for several boys to read. Other boys follow along in their magazines. (Consider having the boys practice reading out loud beforehand so they are familiar with the story.)
- **Role Playing:** Role-play the story with one or more children or adults. The characters act out the parts of the story as one person reads the story out loud.
- **Show and Tell Story:** Make the story a "show and tell" by gathering items (or illustration of items) that are mentioned in the story. As you tell the story, show the items to the boys.
- **Special Words:** Note a special word that is repeated several times in the story. Tell boys they should raise their hands or clap when they hear the word.
- **Hit the Pause Button:** Pause during the story to ask questions or ask for definitions of words that may be difficult to understand.
- **Dramatic Presentation:** Have an adult, young adult, or Challenger (teen) dress in a costume which resembles a key character from the story being presented. While in costume, have the presenter to creatively read, tell, or act out the story.
- **Puppets:** Using hand puppets, creatively tell or read the story. A person using a puppet does not have to be an expert to use this method.
- **Old Fashion Radio Broadcast:** Before the meeting, make a tape recording of the story to play at story time. Recruit several people to make the recording so there are a variety of voices. Consider adding appropriate background noises to the recording.
- **Video Presentation:** Videotape a person using one of the methods mentioned. Play the tape during a chapter meeting. (This idea is particularly useful if you have a willing and talented participant who can't make it to the chapter meeting.)
- **Art Presentation:** Read a story and make a list of key items and characters. Divide your chapter into small groups. Have each group draw one of the key items or characters of the story you will be presenting. As you read or tell the story, have each group display its art as you come to the item or character the boys drew from the story.

Process each story/testimony with the boys to help them remember details about the story:

Use one or more of the following to help each RA process the story/testimony. Have the boys complete the story recall activity at the completion of the story. Have the boys complete a sheet for each testimony that records who spoke, the date and interesting things about his life. Divide the boys into two teams and play a game that asks questions about the story/testimony.

Mission Activities/Projects

Mission activities/projects are very important in helping Royal Ambassadors learn how to be Ambassadors for Christ. These events are designed to help expand the RAs knowledge and to help them give expression to their Christian commitment. Mission activities/projects should involve helping the boy in praying for, giving to and going and helping others in Christ's name. The boy's service through mission activities or project extends his witness and ministry beyond himself to bring people to Christ and glorifying God.

A mission activity/project must have a purpose and be well-planned. Involve the RA chapter members in planning the project and incorporate their ideas into the plans. These activities can be directed toward one of the following nine mission fields.

- **Individual:** Personal; One-on-One; someone who needs Christ and His discipleship; beginning with my life.
- **Family:** Those in my immediate care, living in the same household, who are related by blood or experiences of growing up together.
- **Church:** The Body of Christ and the People of God with whom I worship and grow; those who support me and are supported; includes the visitors to be welcomed and invited to become a disciple, beginning with the person sitting next to me in the pew, the classroom, or the RA chapter.
- **School:** Individuals I relate to within a school setting; from support persons to administrative staff; beginning with the person in the desk, office, or locker next to mine.
- **Community:** Individuals and families that live close to me; beginning with my next door neighbor.
- **Association:** A collection of communities within a geographic or cultural identity; beginning in my own Baptist association.
- **State:** A collection of associations within a state boundary; beginning with my own state.
- **Nation:** A collection of states within a specified boundary; beginning with my own country.
- **World:** The beyond; the uttermost parts; the remote; the unfamiliar; reached and unreached people groups that live in other countries.

Royal Ambassadors Resource Notebook contains many age appropriate mission activities/projects to choose from and conduct with your RA group. You can choose any mission activity or project that is appropriate for the RAs age level.

Interest Activities

Interest activities are an important part of Royal Ambassadors. Interest activities include camping, games, sports, campcraft, hobbies, crafts, physical fitness, and many other similar activities. These are all planned within the framework of the boy's physical, mental, emotional and spiritual development.

All activities planned for boys should have plenty of boy appeal. Boys enjoy doing things and like to have fun in the process. Interest activities create a great deal of enthusiasm among boys and are one of the primary avenues for learning new skills. Some interest activities are listed in the *Royal Ambassadors Resource Notebook*.

Modern Concepts of Play: Play is child's work. Play is the way a child learns what no one can teach them. It is the way he explores and orients himself to the world in which he lives. It must be recognized that play makes a major contribution to the education and development of boys. Educators report the best and most lasting learning takes place when the learner enjoys what he is doing.

Through play, a boy learns and develops basic social standards. He learns that getting along with others is important. He learns that he cannot always have his own way; he must give as well as take. He learns that there are rules of a game that cannot be violated without receiving a penalty. He learns to abide by the decisions of the group or referee. He finds that every game has the element of success and failure and an opportunity to deal with both appropriately. He learns to cooperate, accept responsibility, lead, and follow. All of these experiences enable him to adjust to the social requirements of life.

How Children Play: Listed below are some differences in the way that children play. Suggestions for appropriate games and interest activities are located in the *Missions Journey Kids LEADER* lesson plans.

Lads are full of energy and have active imaginations. They enjoy expressing their imaginations through play. Lads prefer basic rules and will quickly change the rules to meet the needs of the group. Choose games and activities carefully with consideration of motor skills required. Activities need to ensure that the Lads will complete the activity with satisfaction otherwise they lose interest and become frustrated.

Crusaders have a competitive nature and enjoy games and activities that are challenging to their skills. Crusaders require established rules that apply to everyone and they do not like for the rules to change. Crusaders tend to prefer games and activities that call for teamwork.

Leading Activities

1. Plan program of activities ahead of time.
2. Have ready all the things you will need.
3. Get the entire group's attention before giving instruction or starting the activity.
4. Outline the rules of the activity simply.
5. Demonstrate if possible.
6. Stop the activity while everyone is still having fun.
7. Don't let the activity last until it is boring.
8. Adapt the rules to meet needs.
9. Be fair, positive, and enthusiastic!

Royal Ambassadors Materials

The following materials for Royal Ambassadors Leaders are used for beginning and maintaining an active Royal Ambassadors organization.

Missions Journey Kids LEADER (a quarterly) magazine provide detailed plans for leading weekly chapter meetings and are used with the bi-monthly *Missions Journey Kids ADVENTURE* magazines. Featuring studies on International and North American missionaries, bible studies, and fun activities.




The *LEADER kit* provides monthly teaching aids for use during chapter meetings. Includes posters, games, activities, and full-color photographs of missionaries and missions work will draw your RAs into weekly missions experiences.



Royal Ambassadors Advancement Notebook is used by the boys to record their reflections and participation in mission stories/testimonies and mission activities/projects. This notebook will serve as a scrapbook of missions memories. Additional items such as photos of the boys participating in mission projects and interest activities can be included in the notebook. Each boy can personalize the cover page insert of their notebook.

Royal Ambassadors Resource Notebook includes information concerning the Royal Ambassadors organization, working with boys, RA leadership skills, mission stories, mission activities/projects, interest activities, additional resources and forms for use with RAs. Contact us on the Texas Baptist Men's Website at www.texasbaptistmen.org to download a free copy of the *RA Advancement* and *RA Resource Notebooks*.



- ◆ To order Royal Ambassadors materials and products contact the National WMU (Woman's Missionary Union) at (800) 968-7301 or on-line at www.wmustore.com (Main >> Children >> Royal Ambassadors).

Getting Started with Royal Ambassadors

Begin praying that God will prepare adult leaders to become sensitive to the leadership of the Holy Spirit and encourage others to develop an on-mission lifestyle. Use these steps to develop a successful Royal Ambassadors program.

Gather Support:

- Share your vision with the church. Get the Pastor's and Children's minister support.
- Gather a support team.
- Determine how to do RAs in your church or in your home.
- Determine how many leaders are needed. (Minimum of 2 leaders per group.)

Invite Leaders:

- Extend a call for an RA Director. Seek a person with a heart for helping boys to be on mission with God. That person may be you.
- Schedule a meeting with parents. Talk to them about the benefits of Royal Ambassadors for their boys and the church. Encourage parents to be involved in their boy's activities and Advancement.
- Follow your church's process for selecting/electing RA leaders.
- Provide training for leaders. The *Royal Ambassadors Quick Start Guide* can be used for training or attend an associational, state or national training event. You may be able to get a trainer to come to your church by contacting the associational or state office.

Provide Resources:

- Royal Ambassador Leader materials are listed on the previous page.
- To order Royal Ambassador materials call (800) 968-7301 or order on-line at www.wmystore.com

Meet Together:

- Meeting together helps you to maintain your commitments – both the boys' commitments to develop godly character and the men's to mentor an on-mission lifestyle to the boys and help them to learn character virtues.
- You can conduct your meetings using the leaders' and boys' magazines.
- Forms for planning and evaluating your group are found in the Appendix section of the *Royal Ambassadors Resource Notebook*.

Register your group:

- Registering your group on-line at tbmtx.org/chapter-registration or complete the form in the Appendix section of the *Royal Ambassadors Resource Notebook*.